

AWS re:Invent

NOV. 28 – DEC. 2, 2022 | LAS VEGAS, NV

BSI205-R

Build stunning customized dashboards with Amazon QuickSight

Vinay Chopra

Senior Manager, Software Development,
Amazon QuickSight
AWS

Rushabh Vora

Senior Product Manager,
Amazon QuickSight
AWS



© 2022, Amazon Web Services, Inc. or its affiliates. All rights reserved.

Agenda

- Introduction to Amazon QuickSight
- Workshop
- Q&A



Amazon QuickSight

UNIFIED BI SERVICE AT HYPERSCALE

Unified BI for all your analytics needs

Build data-rich experiences fast

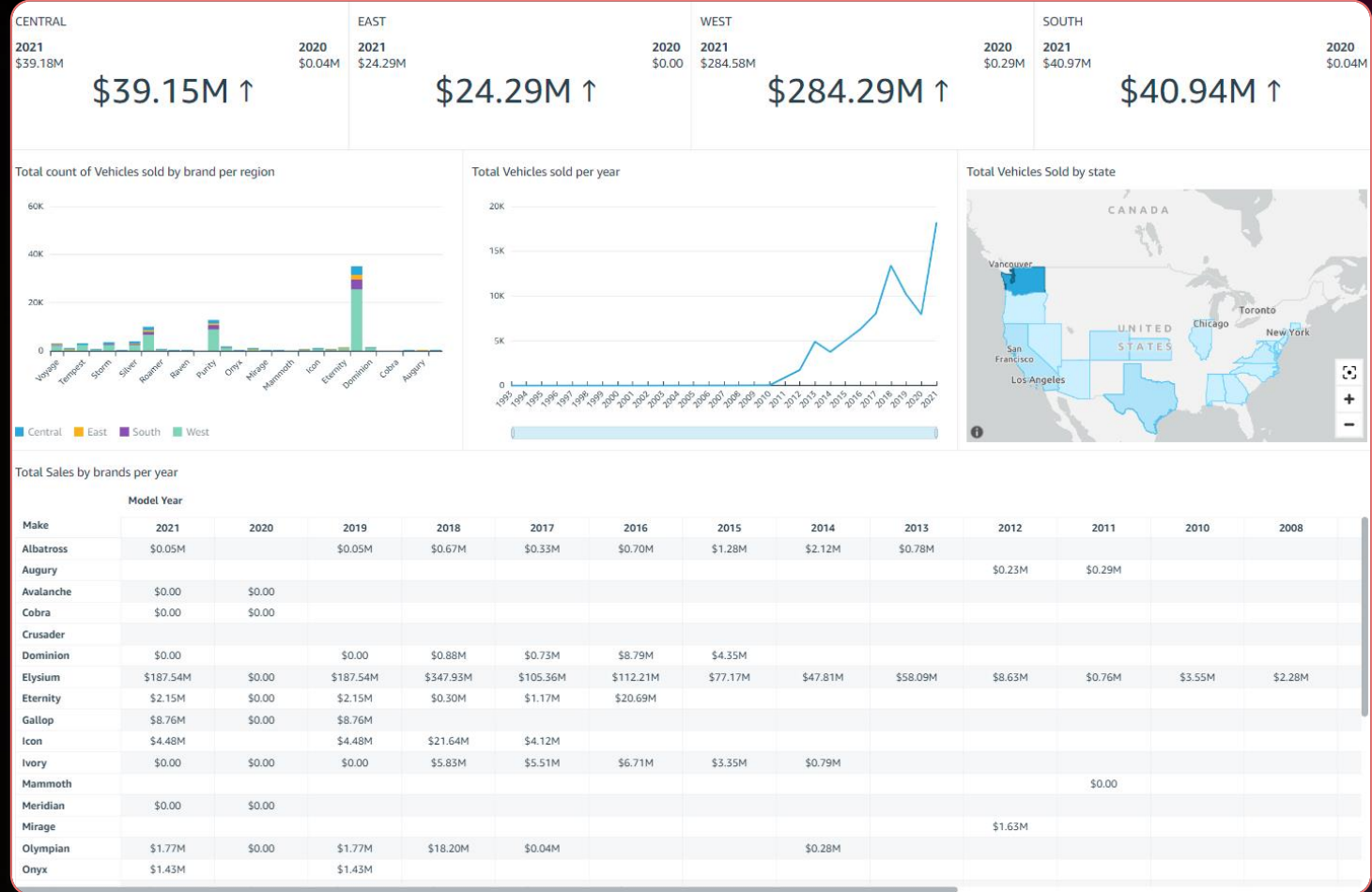
Consistent high performance with auto scale

Lower costs with consumption-based pricing

Workshop



GOOD TO GREAT



GOOD TO GREAT



ELECTRIC VEHICLE POPULATION

Based on number of Electric Vehicles sold,
Usage of EV's in United States is forecasted to be
121,377.82 by 2035

ELECTRIC VEHICLE USAGE ACROSS UNITED STATES

EV's first came into existence in the late 19th century, when electricity was among the preferred methods for motor vehicle propulsion, providing a level of comfort and ease of operation that could not be achieved by the gasoline cars of the time. Internal combustion engines were the dominant propulsion method for cars and trucks for about 100 years, but electric power remained commonplace in other vehicle types, such as trains and smaller vehicles of all types.

(1830-1880) The early pioneers of electric mobility
 The transition to motorized transport (1880-1914)
 (1914-1970) The rise of the internal combustion engine
 The return of electric vehicles (1970-2003)
 (2003-2020) The electric car revolution
 The tipping point (2021 & Beyond)

Esri, HERE, Garmin, FAO, NOAA, USGS, © OpenStreetMap contributors, and the GIS User Community

VEHICLES SOLD

Make	2008	2010	2011	2012	2013	2014	2015	2016	2017	2018	2019	2020	2021
Elysium	\$2.28M	\$3.55M	\$0.76M	\$8.63M	\$58.09M	\$47.81M	\$77.17M	\$112.21M	\$105.36M	\$347.93M	\$187.54M	\$0.00	\$187.54M
Purity		\$26.29M	\$22.49M	\$59.39M	\$20.92M	\$55.58M	\$35.80M	\$30.16M	\$37.16M	\$40.46M	\$0.00	\$40.46M	
Rune		\$2.62M	\$19.46M	\$33.35M	\$23.84M	\$15.12M	\$8.85M	\$92.75M	\$38.19M	\$37.76M	\$0.00	\$37.76M	
Voyage					\$21.02M	\$21.09M	\$22.39M	\$31.33M	\$23.76M	\$12.32M	\$0.00	\$12.32M	
Silver			\$0.59M	\$24.81M	\$21.38M	\$18.48M	\$26.99M	\$17.48M	\$4.25M	\$3.87M	\$0.00	\$3.87M	
Storm					\$0.64M	\$13.64M	\$8.28M	\$9.43M	\$37.50M	\$0.36M	\$37.86M		
Tempest			\$12.51M	\$9.77M	\$6.11M	\$2.49M		\$22.55M	\$16.95M	\$3.66M	\$0.00	\$3.66M	
Pinnacle							\$7.77M	\$5.95M	\$5.29M	\$27.00M	\$0.00	\$27.00M	
Roamer							\$7.01M	\$6.98M	\$11.24M	\$8.45M		\$8.45M	
Icon								\$4.12M	\$21.64M	\$4.48M		\$4.48M	
Eternity								\$1.17M	\$0.30M	\$2.15M	\$0.00	\$2.15M	
Titan				\$3.75M	\$3.43M	\$7.38M	\$4.29M	\$4.22M	\$0.03M	\$0.00		\$0.00	
Ivory				\$0.79M	\$0.79M	\$3.35M	\$6.71M	\$5.51M	\$5.83M	\$0.00	\$0.00	\$0.00	
Olympian					\$0.28M			\$0.04M	\$18.20M	\$1.77M	\$0.00	\$1.77M	
Tarragon			\$1.31M		\$0.28M			\$0.30M	\$0.02M	\$5.92M	\$5.33M	\$0.00	\$5.33M

CENTRAL

\$39.15M ↑

Elysium 3,321	Purity 1,390	Rune 1,286	Silver 583	Tempest 402	Dominion 155	Eternity 140
			Storm 416	Voyage 299		

EAST

\$24.29M ↑

Elysium 2,465	Purity 626	Rune 469	Voyage 175	Storm 148	Pinnacle 74
			Silver 168	Tempest 131	

WEST

\$284.29M ↑

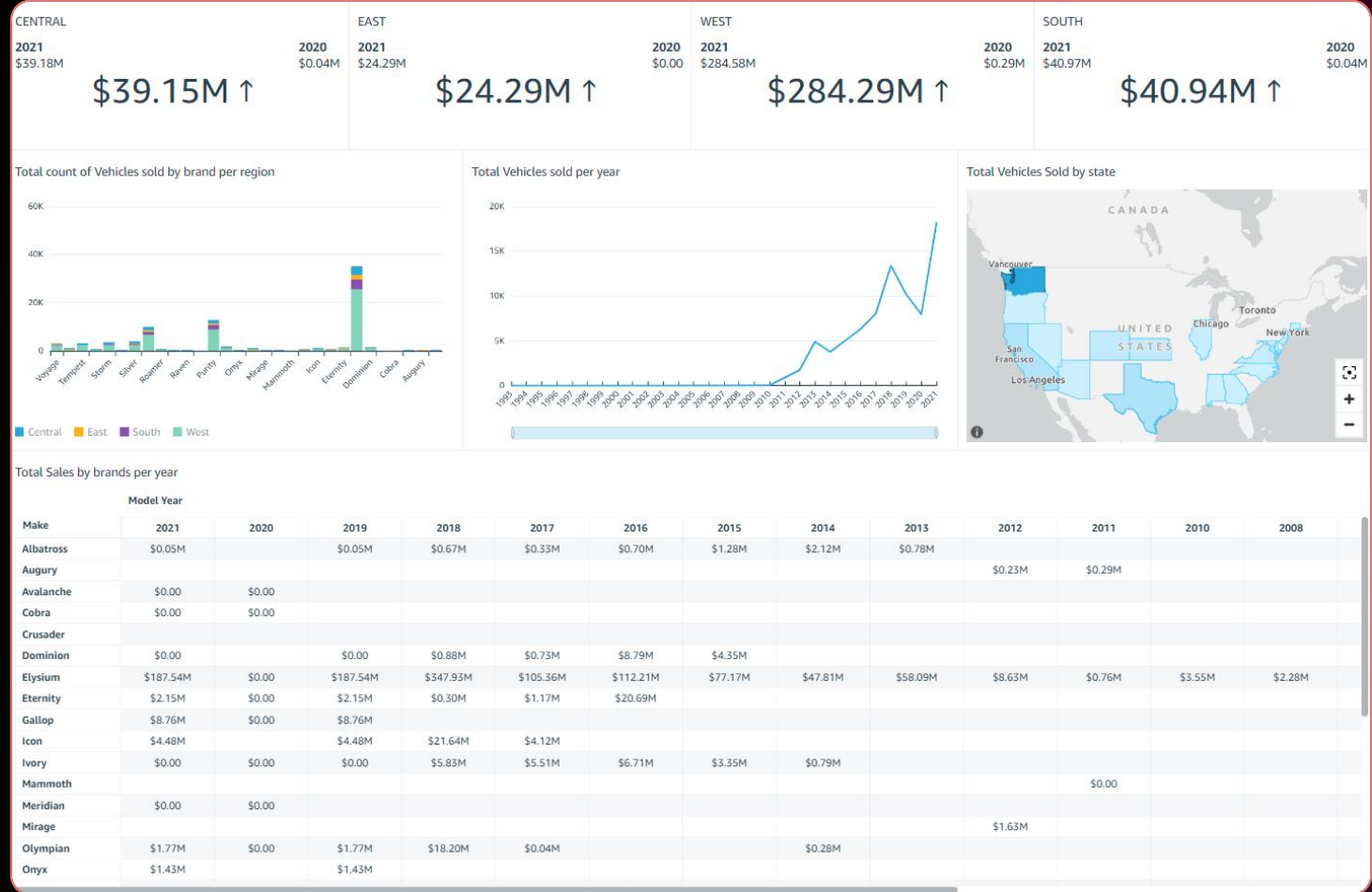
Elysium 25,642	Purity 8,993	Rune 6,845	Silver 2,598	Tempest 2,255	Pinnacle 1,249
			Storm 2,497	Voyage 2,126	Dominion 1,028
					Eternity 790

SOUTH

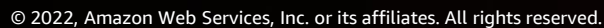
\$40.94M ↑

Elysium 3,770	Purity 1,560	Rune 1,178	Silver 422	Tempest 348	Dominion 160
			Storm 179	Voyage 275	

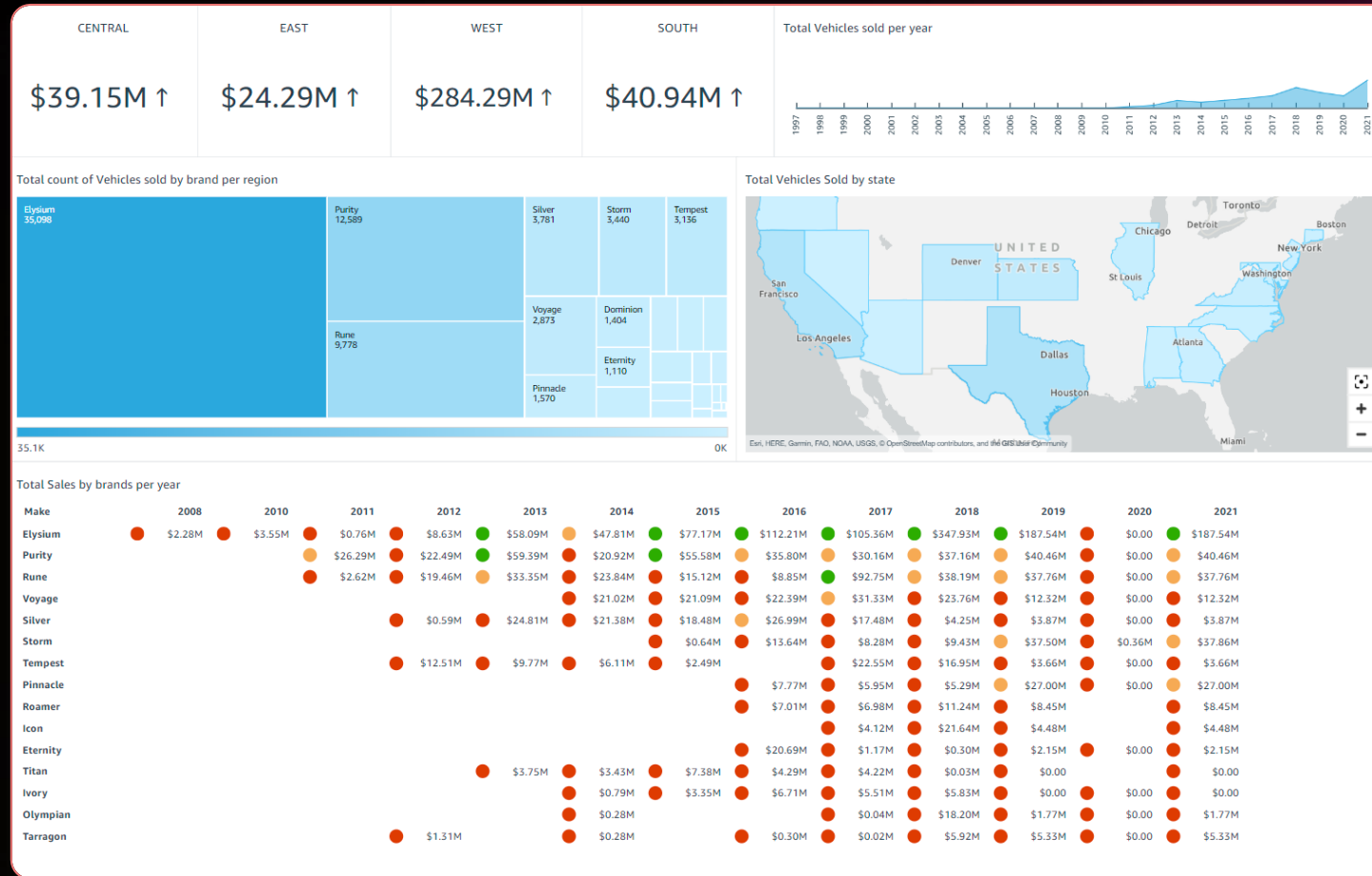
ENHANCE VISUALIZATIONS



ENHANCE VISUALIZATIONS

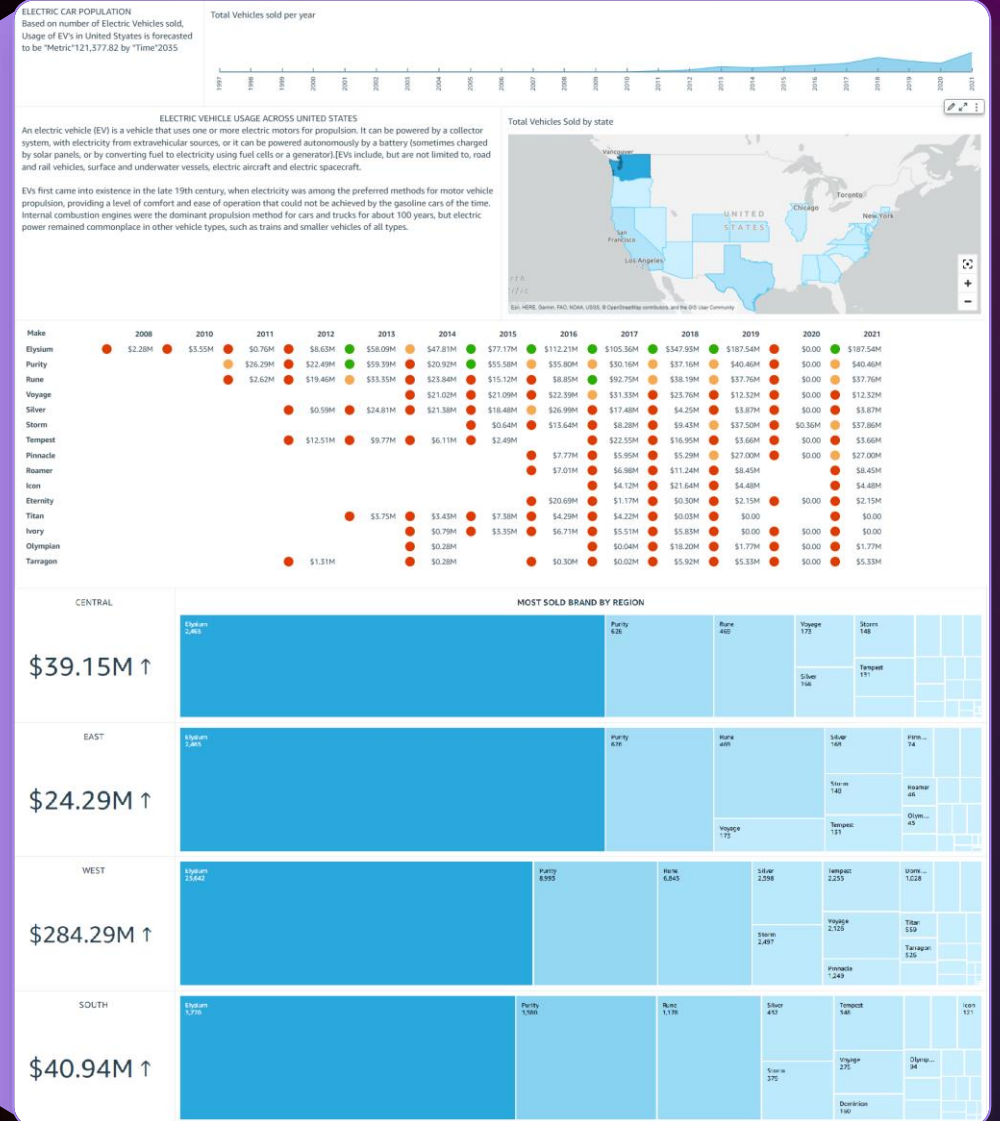
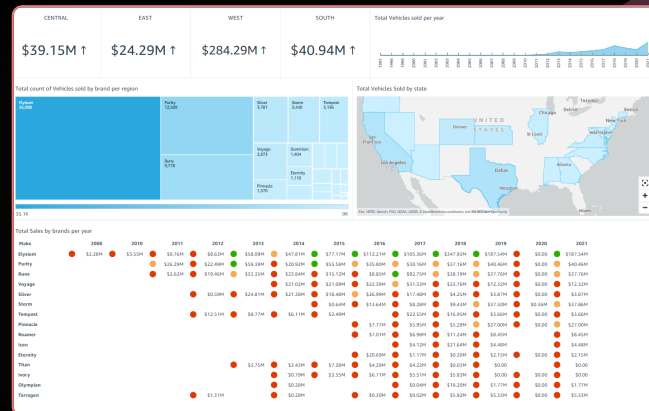


DYNAMIC NARRATIVES

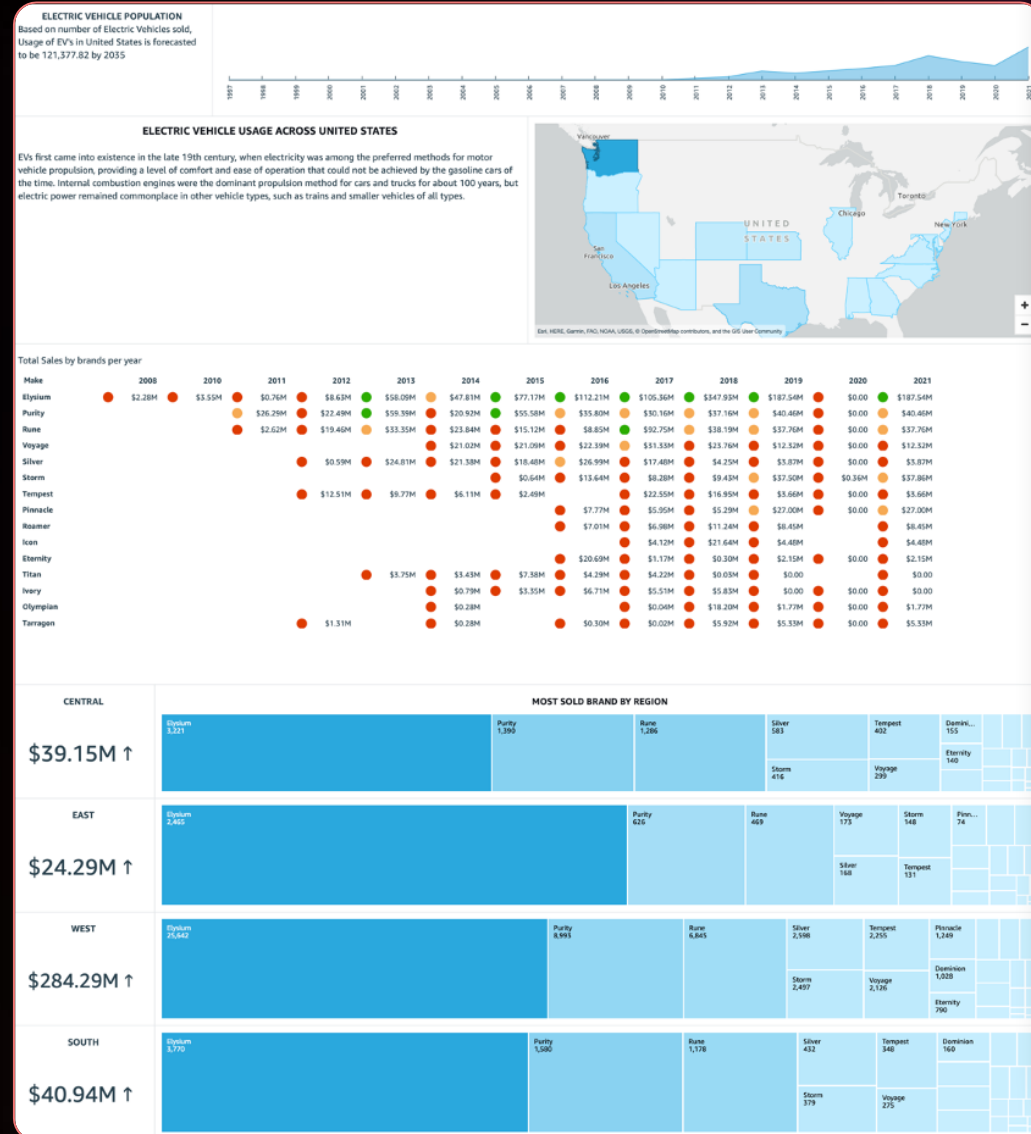


Module 2 | Storytelling

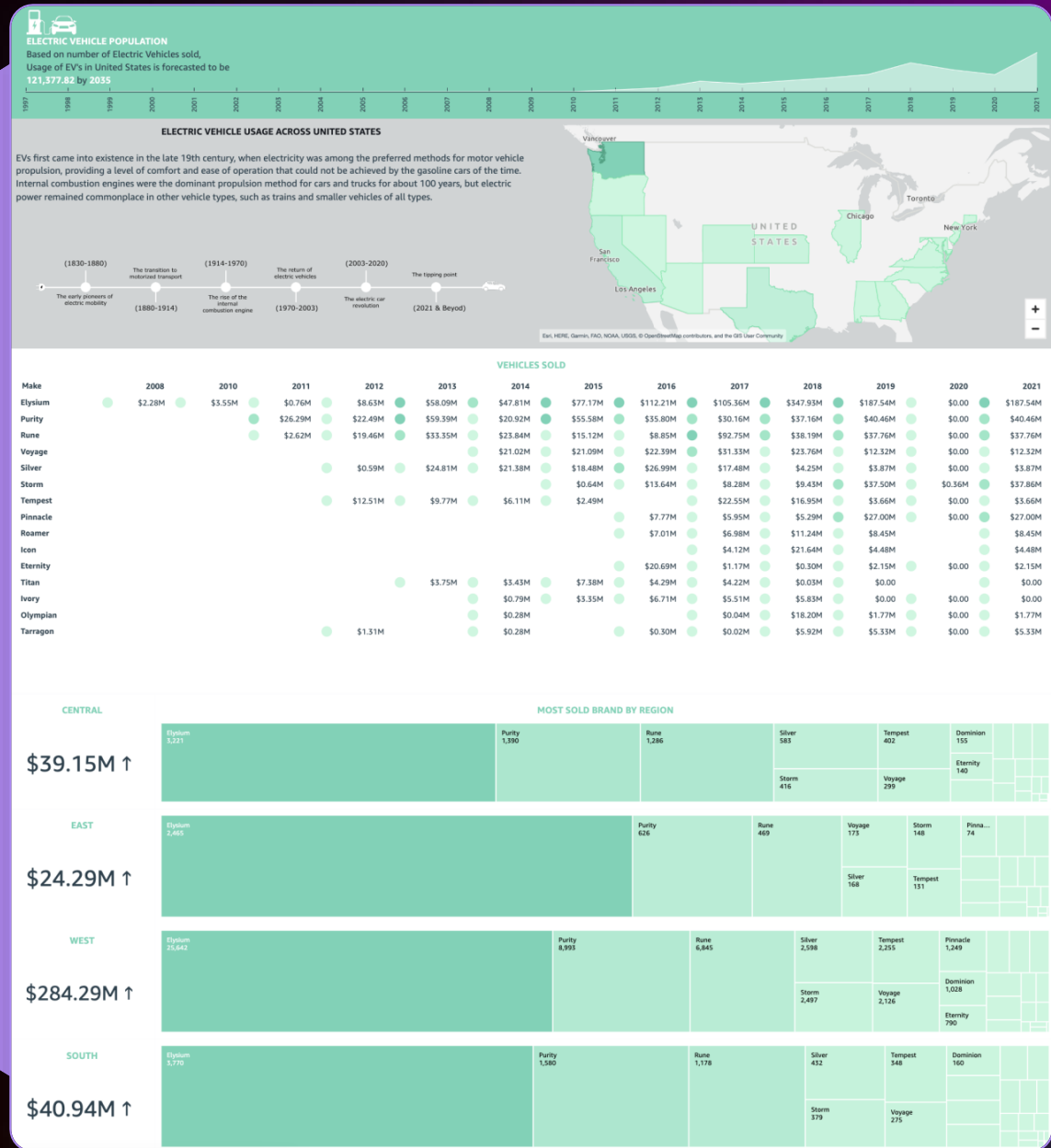
DYNAMIC NARRATIVES



DYNAMIC NARRATIVES



DYNAMIC NARRATIVES



Live workshop



Workshop access

<https://bit.ly/3ihlWIW>



Q&A



Amazon QuickSight @ re:Invent

Monday, 11/28

- **Workshop**
10:45AM | @WYN
Build stunning customized dashboards with Amazon QuickSight
- **Chalk Talk**
12:15PM | @MGM
Insightful dashboards through advanced calculations with QuickSight

Tuesday, 11/29

- **Chalk Talk**
11:45AM | @WYN
Deploy your BI assets at scale to thousands with Amazon QuickSight
- **Leadership Breakout**
2:00PM | @MND
Reinvent how you derive value from your data with Amazon QuickSight
- **Chalk Talk**
2:45PM | @CSR
Architecting multi-tenancy for your apps with Amazon QuickSight

Wednesday, 11/30

- **Breakout**
2:30PM | @WYN
Migrate to cloud-native business analytics with Amazon QuickSight
- **Breakout**
4:45PM | @MGM
Get clarity on your data in seconds with Amazon QuickSight Q
- **Workshop**
5:30PM | @WYN
Seamlessly embed analytics into your apps with Amazon QuickSight
- **Chalk Talk (repeat)**
7:45PM | @WYN
Architecting multi-tenancy for your apps with Amazon QuickSight

Thursday, 12/1

- **Workshop (repeat)**
11:45PM | @CSR
Build stunning customized dashboards with Amazon QuickSight
- **Breakout**
12:30PM | @CSR
Differentiate your apps with Amazon QuickSight embedded analytics
- **Breakout**
3:30PM | @Encore
Optimize your AWS cost and usage with Cloud Intelligence Dashboards

Visit the business intelligence kiosk in the AWS village to speak with QuickSight experts + free swag



Join the QuickSight Community



Ask questions. Learn together. Get QuickSight re:Invent updates!



© 2022, Amazon Web Services, Inc. or its affiliates. All rights reserved.

Thank you!



Please complete the session survey in the **mobile app**

