

# AWS re:Invent

NOV. 28 – DEC. 2, 2022 | LAS VEGAS, NV

D O P 3 0 6

# Build your first project with Amazon CodeCatalyst

Jonathan Cardoso

DevOps Consultant, Professional Services  
AWS

Hellen Rosa Cardoso

Solutions Architect  
AWS




© 2022, Amazon Web Services, Inc. or its affiliates. All rights reserved.

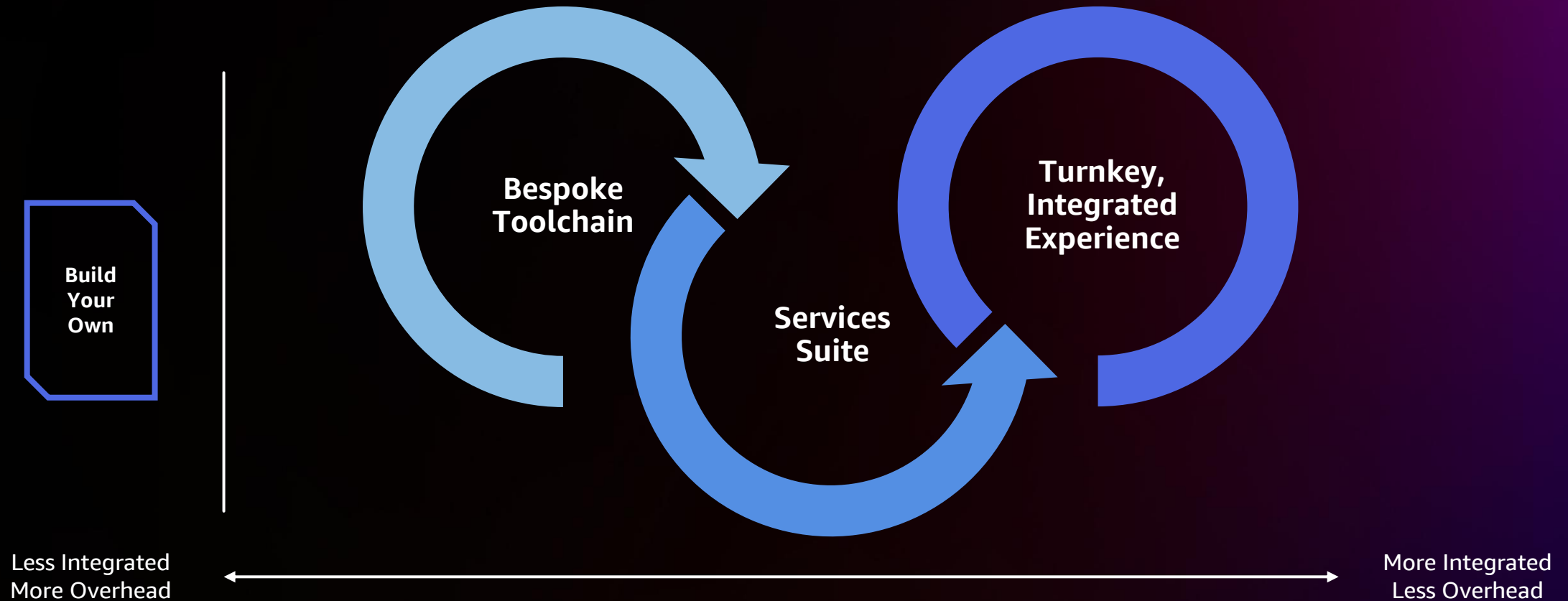
# Agenda

- Challenges
- Service overview
- Benefits
- Hands-on workshop

# Challenges



# Organizations Increasingly Seek Turnkey Tool Options – So They Can **Focus on Their Business**



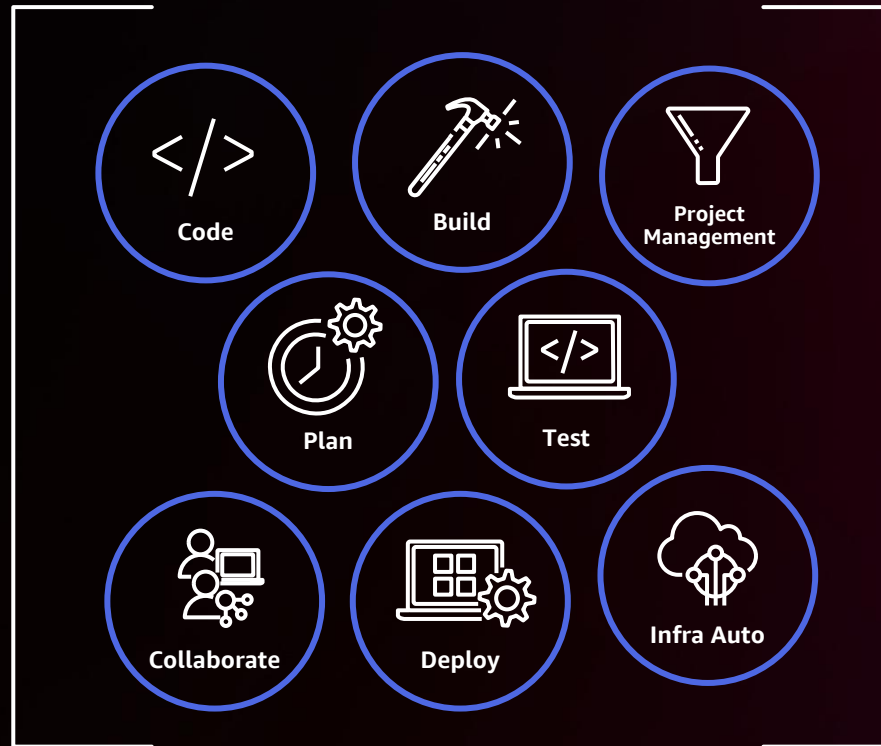
# Start with a complete solution: Amazon CodeCatalyst



# Amazon CodeCatalyst: Integrated DevOps Service



Amazon CodeCatalyst

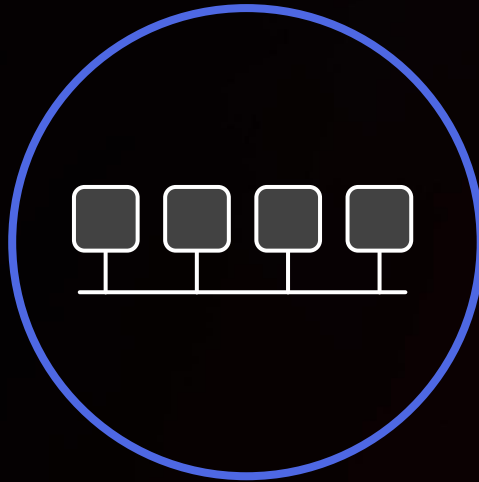


- ✓ Managed
- ✓ All in one
- ✓ Integrated
- ✓ Secure
- ✓ Flexible
- ✓ **And more**

# Amazon CodeCatalyst: Benefits



**Accelerate Project  
Setup**



**Automate Daily  
Workflows**



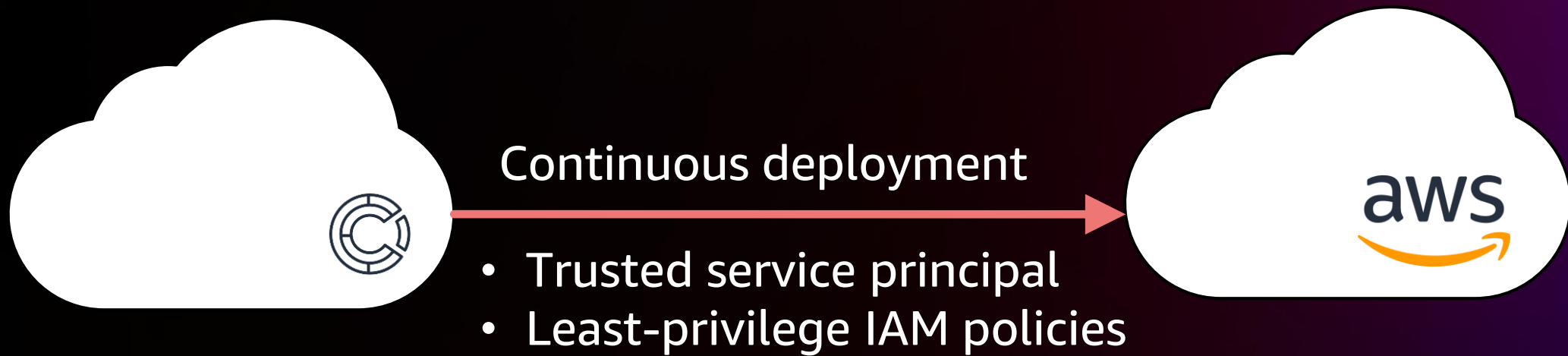
**Automate Environment  
Creation and  
Management**



**Collaborate  
Fluidly**



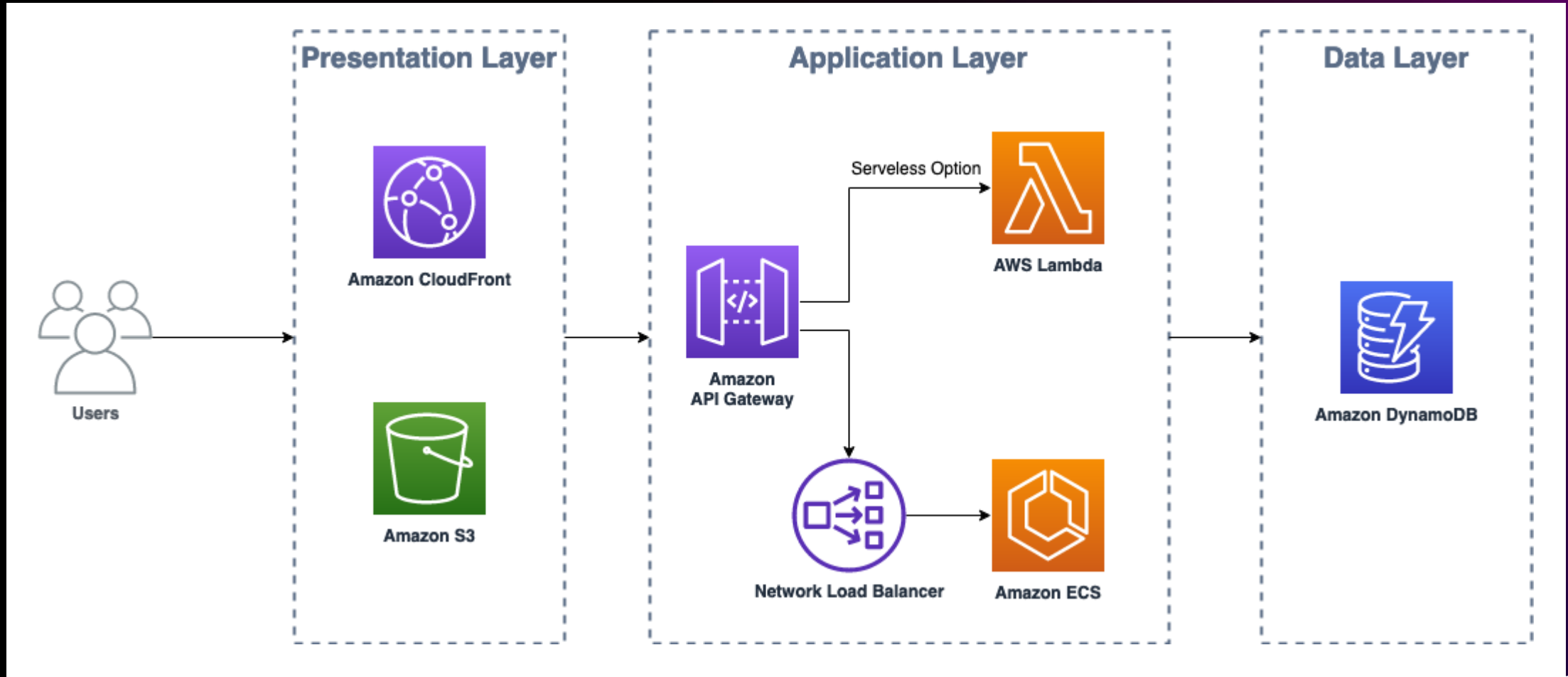
# Secure deployments to AWS



# Workshop



# Let's help AnyCompany



Let's start  
working!

# Let's help AnyCompany

1. Link Amazon CodeCatalyst and AWS account
2. Create a project using Blueprints
3. Invite people to your Project
4. Create new Issue in the Board
5. Create AWS Cloud9 and start working in the project
6. Edit the code to create a new Mythical creature
7. Reviewing and Merge changes
8. Change workflow to deploy into production

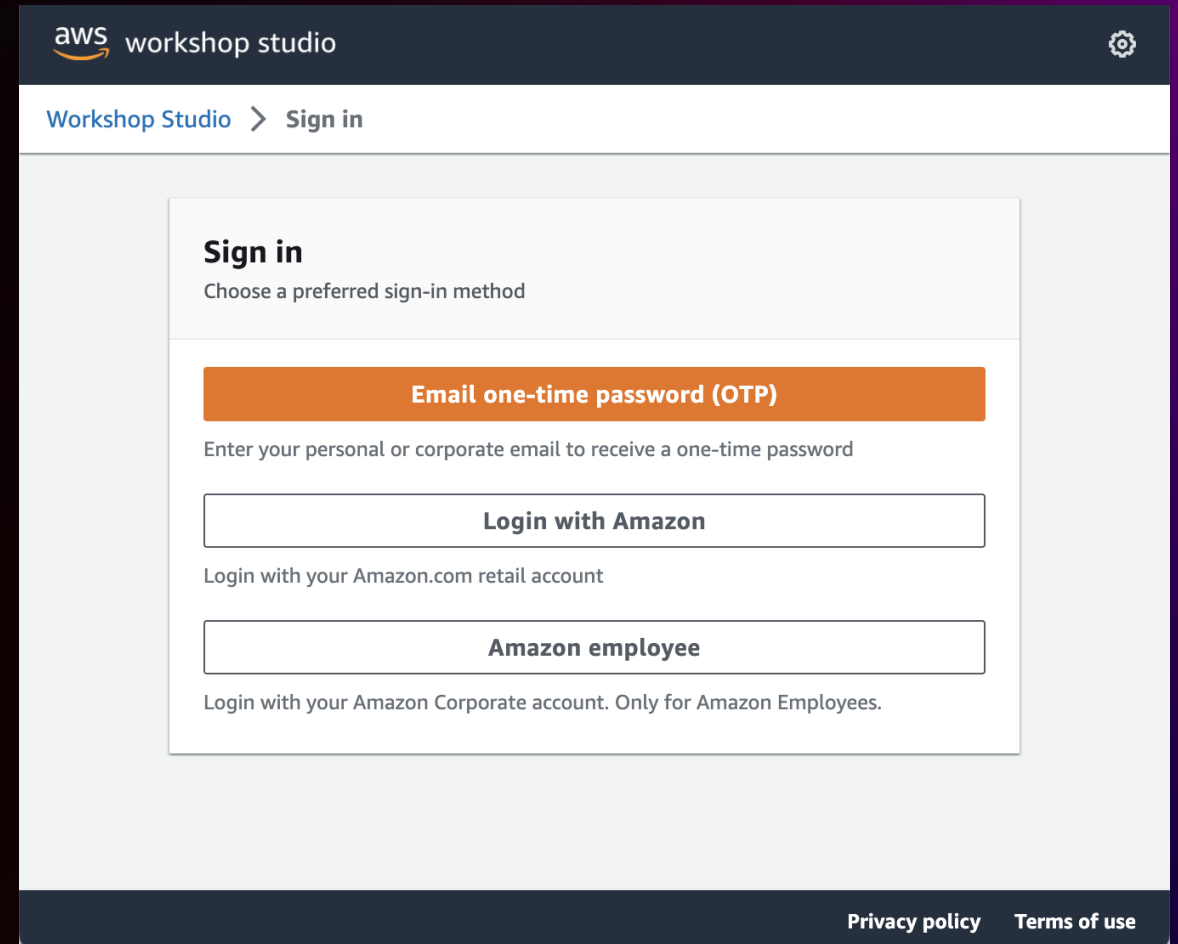
# Workshop

TALK IS CHEAP, SHOW ME THE CODE

<https://catalog.workshops.aws/join>

Code: **ed62-082310-0a**

Notify moderators if any problem



The screenshot shows the AWS Workshop Studio sign-in interface. At the top, there's a dark header with the AWS logo and 'workshop studio' text, and a settings gear icon. Below this is a white breadcrumb bar showing 'Workshop Studio > Sign in'. The main content area is light gray and contains a white sign-in card. The card has a 'Sign in' heading and a prompt to 'Choose a preferred sign-in method'. There are three options: 'Email one-time password (OTP)' (highlighted with an orange background), 'Login with Amazon', and 'Amazon employee'. Each option has a brief description of how to use it. At the bottom of the page, there's a dark footer with links to 'Privacy policy' and 'Terms of use'.

aws workshop studio

Workshop Studio > Sign in

**Sign in**  
Choose a preferred sign-in method

**Email one-time password (OTP)**  
Enter your personal or corporate email to receive a one-time password

**Login with Amazon**  
Login with your Amazon.com retail account

**Amazon employee**  
Login with your Amazon Corporate account. Only for Amazon Employees.

[Privacy policy](#) [Terms of use](#)



# Workshop Public Link

<https://bit.ly/3ud73tT>



# Thank you!

Jonathan Cardoso

[cardosjo@amazon.com](mailto:cardosjo@amazon.com)  
[linkedin.com/jonathanocardoso](https://www.linkedin.com/in/jonathanocardoso)

Hellen Rosa Cardoso

[hellrosa@amazon.com](mailto:hellrosa@amazon.com)  
[linkedin.com/hellenavilarosa](https://www.linkedin.com/in/hellenavilarosa)



Please complete the session  
survey in the **mobile app**

