

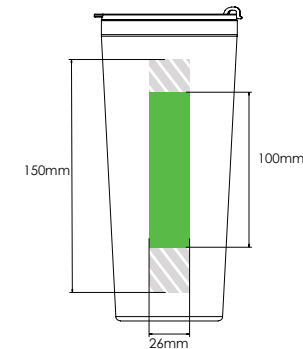
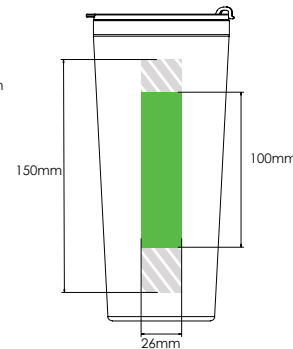
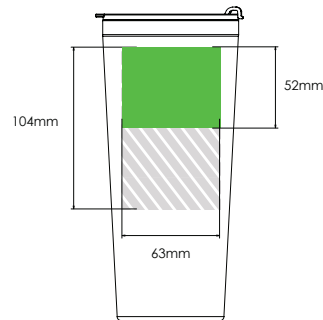
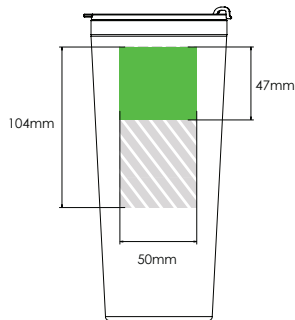
The following print guide has been prepared for your graphic designer, however should you not have a graphic designer, Flashbay is happy to lay out your artwork and/or text which you can email to your Flashbay account manager. Having submitted your artwork to Flashbay, you will receive a virtual PDF for your review. We can make modifications thereafter as requested.

## Screen Printing

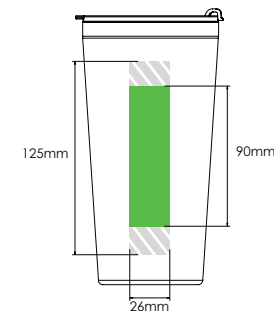
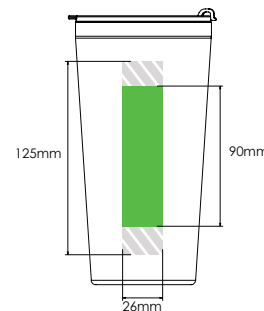
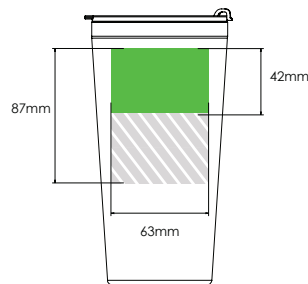
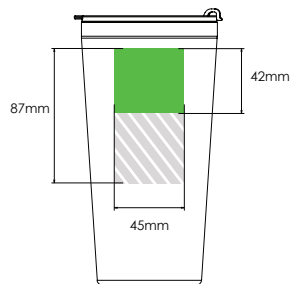
## Laser Engraving

## Individual Naming

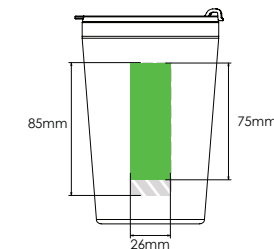
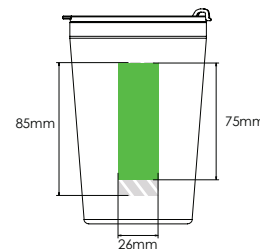
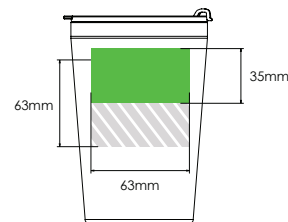
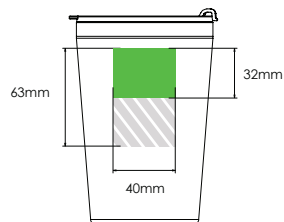
Metro 600




Metro 450



Metro 300



Possible position of branding area 

Maximum branding area available 

**Printing**  
specification:

- ▶ CMYK colour mode
- ▶ Vector files preferably
- ▶ 300dpi for rasters